

VALENCIA MAX SERIES



Online UPS Low frequency 160KVA to 800KVA (Three Phase in and Three phase out)

VALENCIA MAX Series Energy efficiency with superior electrical protection

Low Frequency 3/3 UPS series is one of the most reliable, high-performance three-phase Uninterruptible Power Supply systems (UPS) on the market, and provides protection and quality energy for a wide range of applications. Based on the Voltage and Frequency Independent (VFI) mode of operation, it has been developed using double conversion with DSP control, which gives considerable savings in the costs of operation and installation while offering maximum protection for the connected loads.

VALENCIA MAX series has been conceived to offer the best guarantees in meeting customers' requirements and needs and has been designed with full respect for the most demanding environmental regulations.

VALENCIA MAX series features power range from 160 to 800 kVA in a very compact format for easier installation. Plus, the reliability of the system can be increased with the installation of several redundant units or it can grow in parallel based on the needs of the installation.

Applications

Guaranteed energy for all environments

Data centers:

ensure the functionality of environments and prevent losses caused by net failures.

Financial services:

Maintains online operability of financial transactions and operations.

Telecommunications:

Prevents supply failures that can suspend communication between subscribers.

IT-Networks:

Prevent costs due to service interruptions or loss of information.

Industrial processes:

protect productivity in electrically complicated environments.

Infrastructure:

Safeguards the instruments/equipment and ensures the proper management of the systems.

Osmium Tech Co., Ltd.

Headquarter: Old Madison Pike, Huntsville, AL 35806, United States







Europe Office: Calle Isaac Newton, Planta, 41092 Sevilla, ESPAÑA

www.osme-usa.com

General Features

- On-line, double conversion, DSP control.
- Double input connection to increase the availability.
 - Input power factor >0.99.
- Total harmonic distortion of input current (THDi) < 3%.
 - Efficiency between 95% and 96%.
 - Zig-zag transformer on the output inverter.
- Parallel for redundancy or increase the power capacity.
 - Compatible with generating sets.
 - Inverter manual operation/Smart Eco-mode.
 - Prepared to bear computer loads with FP <0.9.
 - Batt-Watch battery monitoring and care.
- Calculates available backup time in a long-term failure.
 - Compact format to save on installation space.
 - Easy installation, operation and maintenance.
 - A wide range of control and monitoring options.
 - Large variety of options available.
 - SLC Greenergy solution.

Technical support and service

-  Pre and post-sales advice.
-  Start-up.
-  Telephone technical support.
-  Preventative/corrective intervention.
-  Maintenance contracts.
-  Remote maintenance contracts.
-  Training courses.

Technical Specifications

MODEL	V-MAX160	V-MAX200	V-MAX250	V-MAX300	V-MAX400	V-MAX500	V-MAX600	V-MAX800
RATED POWER	160KVA / 144KW	200KVA / 180KW	250KVA / 225KW	300KVA / 270KW	400KVA / 360KW	500KVA / 450KW	600KVA / 540KW	800KVA / 720KW
TECHNOLOGY	On-line double conversion, DSP control							
INPUT	Rated voltage	Three-phase 3 x 380 V / 3 x 400 V / 3 x 415 V (3Ph+N+PE)						
	Voltage range	+15% / -20% (@3 x 400V)						
	Rated frequency	50 / 60 Hz (45-65Hz)						
	THDi	<3%						
	Power factor	>0.99						
OUTPUT	Rated voltage	Three-phase 3 x 380 V / 3 x 400 V / 3 x 415 V (3Ph+N+PE)						
	Voltage accuracy	+ 1% steady state; + 5% Dynamic state (100% unbalanced) ,20 ms recovery time						
	Power factor	0.9						
	THDv (linear load)	≤ 1%						
	Frequency	50 / 60 Hz						
	On-line performance	93.5%		94%		95%		
	Admissible performance	125% for 10 min. / 150% for 1 min. / 200% for 10 s / >200% for 100ms						
MANUAL BYPASS	Type	Without interruption						
STATIC BYPASS	Type & activation criteria	Solid state, control by microprocessor						
	Voltage (V)	Three-phase 3 x 380 V / 3 x 400 V / 3 x 415 V (3Ph+N+PE)						
	Transfer time	Nil						
	Transfer to bypass	Immediate for overloads for over 150%						
	Retransfer	Automatic after alarm disappearance						
	Input	Independence						
	Frequency	50 / 60 Hz						
	Admissible overloads	1000% for 1 cycle						
RECTIFIER	Pulse	6 Pulse			12 Pulse			
BATTERY	Battery type	Lead acid, sealed, maintenance free						
	Rated voltage	384 VDC			480 VDC		600 VDC	
	Charging voltage regulation	Batt-Watch						
	Battery test	Manual + Automatic						
COMMUNICATION	Ports	RS-232, USB, Emergency Power Off (EPO), Port for monitoring the system						
	Backlit LCD display	LCD block diagram						
GENERAL	Operating temperature	0°C ~ +40°C						
	Relative humidity	Up to 95%, non-condensing						
	Maximum operating altitude	< 1500 m						
	Acoustic noise at 1 meter	< 72 dB						
STANDARD	Safety	EN-IEC 62040-1						
	Electromagnetic compatibility	EN-62040-2						
	Operation	VFI-SS-11 (EN-62040-3)						
	Corporate certification	ISO 9001, ISO 14001, ISO 45001						
PHYSICAL	Dimensions (L x W x H) mm	890 x 790 x 1600	1200 x 800 x 1600	1400 x 1000 x 1900		2580 x 1000 x 1900	2800 x 1040 x 1900	3280 x 1040 x 1900
	Weight (kg)	780	1030	1560	1640	3510	3950	4950

*information subject to change without prior notice